

LOUISE NEVELSON (1899-1988)

Façade Suite

Signed lower right, "Louise Nevelson 1966" and editioned lower left, "40/125"
photo lithograph

23 1/4 x 17 3/4 in. (23 1/4 x 17 3/4 x 1 1/2 in.)

40/125

1966

10803


PROVENANCE:

Private Collection, New York
Heather James Fine Art, Palm Desert


Louise Nevelson was an early conceptual artist who worked in a variety of media before engrossing herself with wood sculpture. Her sculptures are made of intricately cut and built wood pieces that create puzzle-like compositions. Often, these sculptures were painted black to incorporate every color – for Nevelson, black was not the absence of color, but the totality of it. Later in her career, she began to incorporate white and gold into her repertoire, however the sculptures remained monochromatic.

Nevelson was a prolific artist, who was accorded the highest critical acclaim yet achieved by an American woman artist. Her artwork is held in a number of exceptional private and public collections, including the Metropolitan Museum of Art in New York, the Cleveland Art Museum, and the Los Angeles County Museum of Art.


The information and material herein represents Gallery's best efforts and understanding of the current history and scholarship with respect to the provenance of the Work(s) of Art described and is not part of any warranty.




40/125











L. Nevelson GE# G299H GLASS

5

6

Nevelson
1983

NEVELSON
"Facade Suite"

#2



GE Art Program
3135 Easton Turnpike
Fairfield, CT 06424
USA
203-373-2868

Louise Nevelson
Façade Suite, 1966
Photo lithograph
Ed.# 40 of 125
23 3/4 x 17 3/4 in. (framed)

GE # G299H

***PLEASE CONTACT ART PROGRAM
BEFORE MOVING ARTWORK***

